

# SPÄNEX-briquetting presses

... and residual materials are worth more

# Briquetting shavings and dusts

## Complete and efficient

SPÄNEX has been manufacturing briquetting presses for more than 60 years. More than 3,000 machines in practical use are the proof of the impressive technology, high quality standards and the trust of customers from several branches (wood, plastic, biomass, paper and metal).

Benefit from our experience and choose a briquetting press from SPÄNEX.

## Advantageous system

During the processing processes, residual materials are generated in the form of chips and dusts which are to be reused, used for energy or disposed of. For many applications briquetting represents a solution alternative which exhibits considerable benefits:

- up to 90% volume reduction
- better handling of the residual materials
- production of salable briquettes
- recovery of cutting oils and cooling lubricants
- lower melting losses of metal briquettes
- reduction of the fire and explosion risk due to fine dust

## Material suitable for briquetting

Shavings and dusts from the following materials can be briquetted:

- solid wood
- chipboard, MDF, etc.
- plastics (PU, styrofoam, GFK, etc.)
- painting and grinding dust
- paper
- cardboard boxes
- bank notes
- steel and casting
- aluminum and other light metals
- cotton
- textiles
- biomass (tobacco, rice husks, coffee shells, miscanthus, etc.)

## Test pressing

Material properties are diverse. Often, test pressings are required in order to make concrete statements about the suitability for briquetting, the achievable quality of the briquettes and the necessary preparation of the material. To this end, test pressings are performed free of charge using provided original materials and the results are documented. The determined data is the basis for detailed offers.




## Plus points:

- solid construction
- compact design
- energy-optimized hydraulic systems
- application-specific pressing forces (SHB HPM series)
- high throughput capacity
- fully automatic, 24-hour operation (except SHB 40)
- complete system solutions

# Series

SHB 40 - 55 ■




The design and capacity of these machines are coordinated based on the use in connection with dust extractors. The briquetting presses are placed directly



SHB 40 with dust extractor

under the dust extractors. This combination represents a compact unit that is usually set up directly in the workshop.

SHB RS 55 - 70 ■




The machines from this series can also be placed directly under the dust extractors due to its design. Due to the higher capacity (up to 90 kg/h), they are often used as a disposal unit for outdoor filter systems




SHB 55 RS with dust extractor

(see SHB 60 - 250 series). The machines are used in particular when the briquettes are used for heating purposes in connection with automatically fed boiler systems.




SHB 150 - 250



SHB 250 under filter unit

The machines from the SHB 60 - 250 series are often a component of filter systems set-up outdoors. The briquetting presses can be placed below the container to save space, with the outlet area also covered with the sheet metal panels of the filter casings to protect

the briquetting presses from bad weather. Feeding the press out of the container is made directly via a drop shaft or in case of indoor installation via a conveyor screw placed inbetween. The briquettes can also be transported to storage rooms or silos via longer distances.



The briquetting presses in this series are used when materials that require high pressing pressures need to be compressed. Contrary to other series, the compression process takes place in a closed pressing chamber. The result are briquettes with a particularly high density.



SHB HPM 60

The area of application includes shavings and dusts from the metal sector. However, special materials from the wood, plastics, paper and biomass sector are also briquetted with these machines.




# The program


## Overview of data and specifications



SHB 40 - 55




SHB RS 55 - 70



SHB HPM 45 - 120



SHB 60 - 125



SHB 150 - 250

series	unit	SHB 40 - 55	SHB RS 55 - 70	SHB 60 - 250	SHB HPM 45 - 120
briquette form	mm	120 x 45	Ø 70	125 x 70 **	Ø 45 - 120
output*	kg/h	40 - 70	50 - 90	60 - 250	40 - 2.500
throughput*	m <sup>3</sup> /h	0,2 - 0,5	0,3 - 0,7	0,5 - 2,0	0,3 - 6,0
motor capacity	kW	4 - 5,5	4 - 5,5	5,5 - 11	7,5 - 55
dimensions lxwxh	m	1,6 x 1,0 x 0,7	1,6 x 1,5 x 0,7	1,5 x 1,5 x 0,7 to 1,7 x 2,4 x 1,5	1,5 x 1,8 x 1,6 to 2,2 x 2,7 x 2,7
weight***	t	0,55 - 0,65	0,50 - 0,60	0,7 - 1,5	2,2 - 9,0

\* depending on the material (bulk density, structure, etc.); \*\* 8-sided; \*\*\* without oil

### Design configurations:

SHB 40 - 55, RS 55 - 70 and 60 - 250 series

- increased pressing chamber
- extended pressing pliers
- reinforced clamping cylinder
- replaceable wear and tear protection
- pre-heater for hydraulic oil
- electronic briquette length control

### Design configurations:

SHB HPM series

- material preparation
- conveyor technology
- oil spraying system
- replaceable wear and tear protection
- pre-heater for hydraulic oil
- emulsion pump

# SPÄNEX - your partner

## Perfect in every detail

### ■ Hydraulics

Only hydraulic components from global leading manufacturers are used. Experience from delivering more than 3,000 hydraulic briquetting presses has proven that this concept is right.

### ■ Own machines and interface structure

The components of the machine body are manufactured on the most modern machines. Due to the depth of manufacturing, our own high quality demands and those of our customers can be securely maintained. In addition, the circuits with the controls are developed in-house and manufactured by us.

The expertise we have gained is beneficial to our customers in every area.



hydraulics



temperature monitoring



pressing pliers



touch panel

## Consultation and service

From planning through to the complete system is a long path. SPÄNEX is at your side through all of the phases with its competence and experience from implementing several thousand projects. The systems are set-up by SPÄNEX assembly technicians and commissioned by our customer service technicians. Upon request, in conjunction with maintenance agreements, our service department will ensure the systems have a long service life and operate reliably.



## SPÄNEX GmbH

Luft-, Energie- und Umwelttechnik  
 Otto-Brenner-Straße 6  
 D-37170 Uslar  
 phone: +49 (0) 5571 304-0  
 fax: +49 (0) 5571 304-111  
 info@spaenex.de  
 www.spaenex.de

safe ■ clean ■ efficient ■